

Group 4

Hydraulic

Couplings



moreld
flux

Page Contents

2	Index, Ferrules/Sleeves
3	Crimping Chart
4	Inserts for 1SN, 2SN and 2SC Hydraulic Hoses. BSP and NPT
5	Inserts for 1SN, 2SN and 2SC Hydraulic Hoses. JIC and Flanges
6	Inserts for 1SN, 2SN and 2SC Hydraulic Hoses. Metric
7	Inserts for 1SN, 2SN and 2SC Hydraulic Hoses. CO2, N2, Special Inserts
8	Inserts for 4SP Hydraulic Hoses
9	Inserts for 4SP/4SH Hydraulic Hoses. Interlock Series
11	Inserts for R15 Hydraulic Hoses. Interlock Series
12	Other Stainless Steel Inserts

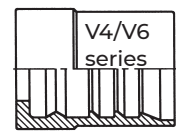
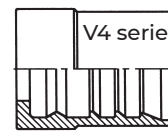
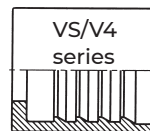
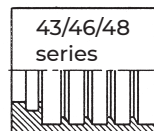
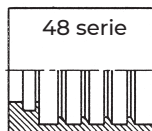
Please note that we provide most Ferrules, Sleeves and Inserts in both carbon steel and Stainless steel. Part numbers in the tables are for carbon steel. For Stainless steel add SS at the end of the part number.

Example: BSP Swivel Carbon steel: 001-0404 Stainless steel: 001-0404SS

Flux is an official distributor for Parker and can provide one piece fittings for size over 1".

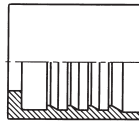


Ferrules / Sleeves



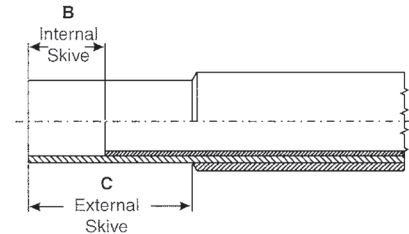
Hose Dim.	1SN / 2SN Non-skive	2SC Non-skive	4SP Skive	4SH Skive	R15 Skive
1/4"	002SC-04	002SC-04	-	-	-
3/8"	002AT-06	002SC-06	1004-06	-	-
1/2"	002AT-08	002SC-08	1004-08	-	-
5/8"	002AT-10	002SC-10	1004-10	-	-
3/4"	002AT-12	002SC-12	1004-12	1104-12	1104-12
1"	002AT-16	002SC-16	1004-16	1104-16	1104-16
1 1/4"	One piece	One piece	1104-20	1104-20	1306-20
1 1/2"	One piece	One piece	1104-24	1104-24	1306-24
2"	One piece	One piece	1104-32	1104-32	1306-32

CRIMPING CHART FERRULES/SLEEVES

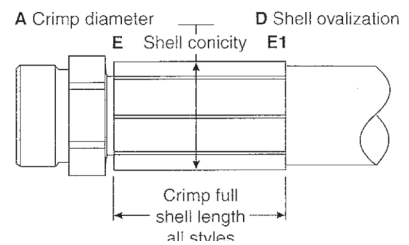


DN	Inch	Size	mm	Hose type	Part no.	A Crimp Diam. mm	B Internal Skive Length +/-1.0 mm	C Extern. Skive Length +/-1.0 mm	D Shell Ovali- zation* mm max.	E Shell Conicity** mm max.
6	1/4"	-04	6.3	1SN	002SC-04	15.60-15.80				
10	3/8"	-06	9.5	1SN	002AT-06	20.60				
12	1/2"	-08	12.7	1SN	002AT-08	23.60				
16	5/8"	-10	15.9	1SN	002AT-10	26.90				
20	3/4"	-12	19.1	1SN	002AT-12	30.75				
25	1"	-16	25.4	1SN	002AT-16	38.35				
32	1.1/4"	-20	31.8	1SN	002AT-20	50.30				
40	1.1/2"	-24	38.1	1SN	002AT-24	58.40				
50	2"	-32	50.8	1SN	002AT-32	69.70				
6	1/4"	-04	6.3	2SN	002AT-04	16.40-16.60				
10	3/8"	-06	9.5	2SN	002AT-06	21.60				
12	1/2"	-08	12.7	2SN	002AT-08	24.65				
16	5/8"	-10	15.9	2SN	002AT-10	27.95				
20	3/4"	-12	19.1	2SN	002AT-12	31.75				
25	1"	-16	25.4	2SN	002AT-16	39.30				
32	1.1/4"	-20	31.8	2SN	002AT-20	51.30				
40	1.1/2"	-24	38.1	2SN	002AT-24	59.40				
50	2"	-32	50.8	2SN	002AT-32	70.70				
6	1/4"	-04	6.3	2SC	002SC-04	15.35-15.85				
10	3/8"	-06	9.5	2SC	002SC-06	20.35-20.85				
12	1/2"	-08	12.7	2SC	002SC-08	23.35-23.85				
16	5/8"	-10	15.9	2SC	002SC-10	26.65-27.15				
20	3/4"	-12	19.1	2SC	002SC-12	30.50-31.00				
25	1"	-16	25.4	2SC	002SC-16	38.10-38.60				
32	1.1/4"	-20	31.8	2SC	002SC-20	44.95-45.45				
10	3/8"	-06	9.5	2SC-06W	002SC-06	20.35-20.85				
12	1/2"	-08	12.7	2SC-08W	002SC-08					
10	3/8"	-06	9.5	4SP	1004-06	23.50	-	28.0	0.2	0.6
12	1/2"	-08	12.7	4SP	1004-08	26.50	-	32.0	0.2	0.6
16	5/8"	-10	15.9	4SP	1104-10	30.40	14.5	50.0	0.2	0.6
20	3/4"	-12	19.1	4SP	1104-12	33.90	15.0	52.0	0.2	0.6
25	1"	-16	25.4	4SP	1104-16	41.60	17.0	65.0	0.2	0.6
32	1.1/4"	-20	31.8	4SP	1104-20	51.00	21.5	74.0	0.3	1.0
40	1.1/2"	-24	38.1	4SP	1104-24	57.20	22.0	81.0	0.3	1.0
20	3/4"	-12	19.1	4SH	1104-12	33.90	15.0	52.0	0.2	0.6
25	1"	-16	25.4	4SH	1104-16	42.50	17.0	65.0	0.2	0.6
32	1.1/4"	-20	31.8	4SH	1104-20	50.20	21.5	74.0	0.3	1.0
40	1.1/2"	-24	38.1	4SH	1104-24	57.30	22.0	81.0	0.3	1.0
50	2"	-32	50.8	4SH	1104-32	74.20	29.0	85.0	0.3	1.0
20	3/4"	-12	19.1	R13	1104-12	33.90	15.0	52.0	0.2	0.6
25	1"	-16	25.4	R13	1104-16	42.50	17.0	65.0	0.2	0.6
32	1.1/4"	-20	31.8	R13	1306-20	55.50	22.0	65.0	0.3	1.0
40	1.1/2"	-24	38.1	R13	1306-24	63.20	22.0	65.0	0.3	1.0
50	2"	-32	50.8	R13	1306-32	77.30	22.0	75.0	0.3	1.0
16	5/8"	-10	15.9	R15	1104-10	30.40	14.5	50.0	0.2	0.6
20	3/4"	-12	19.1	R15	1104-12	33.90	15.0	52.0	0.2	0.6
25	1"	-16	25.4	R15	1104-16	42.50	17.0	65.0	0.2	0.6
32	1.1/4"	-20	31.8	R15	1306-20	55.50	22.0	58.0	0.3	1.0
40	1.1/2"	-24	38.1	R15	1306-24	63.20	22.0	65.0	0.3	1.0
50	2"	-32	50.8	R15	1306-32	78.00	22.0	75.0	0.3	1.0

Skive Information

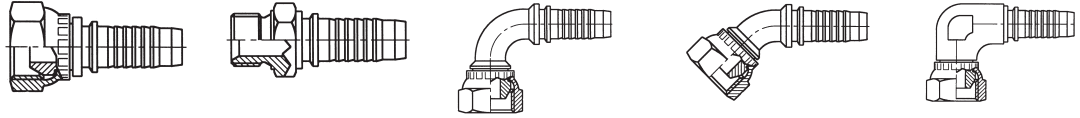


Crimp Information

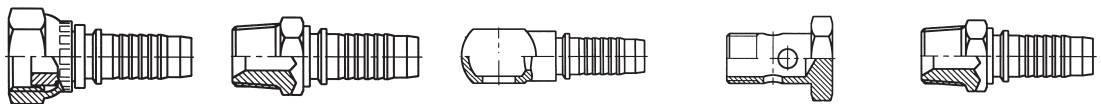


Use vernier callipers to do two diameter measurements 90° apart in the middle of the sleeve. Ovalization is the difference between the smallest and largest diameter. Use vernier callipers to do two diameter measurements 90° apart on the front (E) and rear (E1) of the sleeve. Conicity is the difference between the average measurement E minus the average of E1. (E1 must not be greater than E)

Swage couplings for hydraulic hoses with 1 and 2 layers steel reinforcement. Covers 1SN, 2SN and 2SC.
Fittings in dimensions 1/4" - 2" are "One Piece"-fittings with pre-assembled sleeve.



Hose Dim.	Thread	BSP Swivel	BSP Solid	BSP Swivel 90°	BSP Swivel 45°	BSP Swivel 90° Comp.
1/4"	1/4"	001-0404	002-0404	003-0404	004-0404	005-0404
1/4"	3/8"	001-0406	002-0406	003-0406	004-0406	
3/8"	1/4"	001-0604	002-0604	003-0604	004-0604	
3/8"	3/8"	001-0606	002-0606	003-0606	004-0606	005-0606
3/8"	1/2"	001-0608	002-0608	003-0608	004-0608	
1/2"	1/2"	001-0808	002-0808	003-0808	004-0808	005-0808
1/2"	5/8"	001-0810	002-0810	003-0810	004-0810	
1/2"	3/4"	001-0812	002-0812	003-0812	004-0812	
5/8"	5/8"	001-1010	002-1010	003-1010	004-1010	005-1010
5/8"	3/4"	001-1012	002-1012	003-1012	004-1012	
3/4"	3/4"	001-1212	002-1212	003-1212	004-1212	005-1212
3/4"	1"	001-1216	002-1216	003-1216	004-1216	
1"	1"	001-1616	002-1616	003-1616	004-1616	005-1616
1"	1 1/4"	001-1620	002-1620	003-1620	004-1620	
1 1/4"	1 1/4"	001-2020	002-2020	003-2020	004-2020	
1 1/4"	1 1/2"	001-2024	002-2024	003-2024	004-2024	
1 1/2"	1 1/2"	001-2424	002-2424	003-2424	004-2424	
1 1/2"	2"	001-2432	002-2432	003-2432	004-2432	
2"	2"	001-3232	002-3232	003-3232	004-3232	



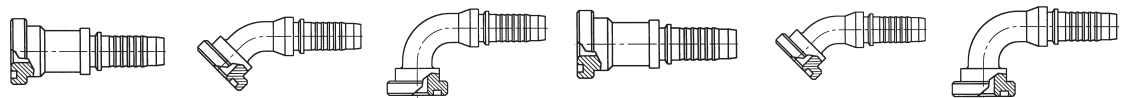
Hose Dim.	Thread	BSP Swivel Plane	BSP Solid Conical	BSP Banjo	BSP Banjo Bolt	NPT Solid
1/4"	1/4"	009-0404	039-0404	080-0404	082-04	040-0404
1/4"	3/8"		039-0406			040-0406
3/8"	1/4"					040-0604
3/8"	3/8"	009-0606	039-0606	080-0606	082-06	040-0606
3/8"	1/2"	009-0608	039-0608			040-0608
1/2"	1/2"	009-0808	039-0808	080-0808	082-08	040-0808
1/2"	5/8"					
1/2"	3/4"	009-0812				040-0812
5/8"	5/8"	009-1010		080-1010	082-10	
5/8"	3/4"	009-1012	039-1012			040-1012
3/4"	3/4"	009-1212	039-1212	080-1212	082-12	040-1212
3/4"	1"	009-1216	039-1216			040-1216
1"	1"	009-1616	039-1616	080-1616	082-16	040-1616
1"	1 1/4"					040-1620
1 1/4"	1 1/4"		039-2020			040-2020
1 1/4"	1 1/2"					040-2024
1 1/2"	1 1/2"		039-2424			040-2424
1 1/2"	2"					040-2432
2"	2"		039-3232			040-3232

INSERTS JIC / 3000 AND 6000 FLANGES

Swage couplings for hydraulic hoses with 1 and 2 layers steel reinforcement. Covers 1SN, 2SN and 2SC.
Fittings in dimensions 1.1/4" - 2" are "One Piece"-fittings with pre-assembled sleeve.

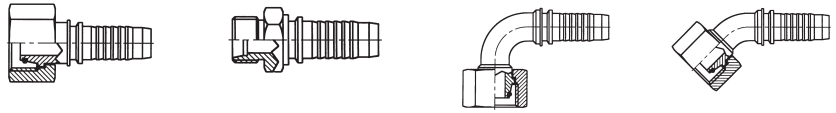


Hose Dim.	Thread	JIC Swivel	JIC Solid	JIC Swivel 90°	JIC Swivel 45°
1/4"	7/16-20	013-0404	014-0404	016-0404	017-0404
1/4"	1/2-20	013-0405	014-0405	016-0405	017-0405
1/4"	9/16-18	013-0406	014-0406	016-0406	017-0406
3/8"	9/16-18	013-0606	014-0606	016-0606	017-0606
3/8"	3/4-16	013-0608	014-0608	016-0608	017-0608
1/2"	3/4-16	013-0808	014-0808	016-0808	017-0808
1/2"	7/8-14	013-0810	014-0810	016-0810	017-0810
1/2"	1.1/6-12	013-0812	014-0812	016-0812	017-0812
5/8"	7/8-14	013-1010	014-1010	016-1010	017-1010
5/8"	1.1/6-12	013-1012	014-1012	016-1012	017-1012
3/4"	1.1/6-12	013-1212	014-1212	016-1212	017-1212
3/4"	1.3/16-12	013-1214	014-1214	016-1214	017-1214
3/4"	1.5/16-12	013-1216	014-1216	016-1216	017-1216
1"	1.5/16-12	013-1616	014-1616	016-1616	017-1616
1"	1.5/8-12	013-1620	014-1620	016-1620	017-1620
1.1/4"	1.5/8-12	013-2020	014-2020	016-2020	017-2020
1.1/4"	1.7/8-12	013-2024	014-2024	016-2024	017-2024
1.1/2"	1.7/8-12	013-2424	014-2424	016-2424	017-2424
2"	2.1/2-12	013-3232	014-3232	016-3232	017-3232

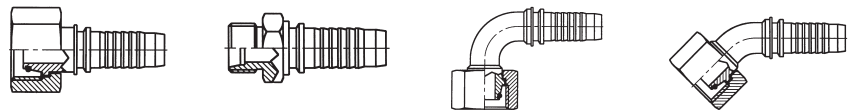


Hose Dim.	Flange Dim.	3000 Straight	3000 45°	3000 90°	6000 Straight	6000 45°	6000 90°
1/2"	1/2"	043-0808	048-0808	044-0808	063-0808	068-0808	064-0808
1/2"	3/4"	043-0812	048-0812	044-0812	063-0812	068-0812	064-0812
3/4"	3/4"	043-1212	048-1212	044-1212	063-1212	068-1212	064-1212
3/4"	1"	043-1216	048-1216	044-1216	063-1216	068-1216	064-1216
1"	1"	043-1616	048-1616	044-1616	063-1616	068-1616	064-1616
1"	1.1/4"	043-1620	048-1620	044-1620	063-1620	068-1620	064-1620
1.1/4"	1.1/4"	043-2020	048-2020	044-2020	063-2020	068-2020	064-2020
1.1/4"	1.1/2"	043-2024	048-2024	044-2024	063-2024	068-2024	064-2024
1.1/2"	1.1/2"	043-2424	048-2424	044-2424	063-2424	068-2424	064-2424
1.1/2"	2"	043-2432	048-2432	044-2432	063-2432	068-2432	064-2432
2"	2"	043-3232	048-3232	044-3232	063-3232	068-3232	064-3232

Swage couplings for hydraulic hoses with 1 and 2 layers steel reinforcement. Covers 15N, 25N and 25C.
Fittings in dimensions 1.1/4" - 2" are "One Piece"-fittings with pre-assembled sleeve.



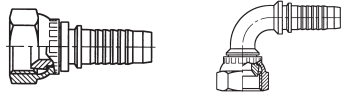
Pipe O.D.	Hose Dim.	Thread	Light Series Swivel	Light Series Solid	Light Series Swivel 90°	Light Series Swivel 45°
6mm	1/4"	12x1.5	033-0406L	020-0406L	034-0406L	035-0406L
8mm	1/4"	14x1.5	033-0408L	020-0408L	034-0408L	035-0408L
10mm	1/4"	16x1.5	033-0410L	020-0410L	034-0410L	035-0410L
10mm	3/8"	16x1.5	033-0610L	020-0610L	034-0610L	035-0610L
12mm	3/8"	18x1.5	033-0612L	020-0612L	034-0612L	035-0612L
15mm	3/8"	22x1.5	033-0615L	020-0615L	034-0615L	035-0615L
15mm	1/2"	22x1.5	033-0815L	020-0815L	034-0815L	035-0815L
18mm	1/2"	26x1.5	033-0818L	020-0818L	034-0818L	035-0818L
18mm	5/8"	26x1.5	033-1018L	020-1018L	034-1018L	035-1018L
22mm	3/4"	30x2	033-1222L	020-1222L	034-1222L	035-1222L
28mm	1"	36x2	033-1628L	020-1628L	034-1628L	035-1628L
35mm	1.1/4"	45x2	033-2035L	020-2035L	034-2035L	035-2035L
42mm	1.1/2"	52x2	033-2442L	020-2442L	034-2442L	035-2442L



Pipe O.D.	Hose Dim.	Thread	Strong Series Swivel	Strong Series Solid	Strong Series Swivel 90°	Strong Series Swivel 45°
6mm	1/4"	14x1.5	033-0406S	020-0406S		
8mm	1/4"	16x1.5	033-0408S	020-0408S	034-0408S	035-0408S
10mm	1/4"	18x1.5	033-0410S	020-0410S	034-0410S	035-0410S
10mm	3/8"	18x1.5	033-0610S	020-0610S	034-0610S	035-0610S
12mm	3/8"	20x1.5	033-0612S	020-0612S	034-0612S	035-0612S
14mm	3/8"	22x1.5	033-0614S	020-0614S	034-0614S	035-0614S
16mm	1/2"	24x1.5	033-0816S	020-0816S	034-0816S	035-0816S
20mm	5/8"	30x2	033-1020S	020-1020S	034-1020S	035-1020S
25mm	3/4"	36x2	033-1225S	020-1225S	034-1225S	035-1225S
30mm	1"	42x2	033-1630S	020-1630S	034-1630S	035-1630S
38mm	1.1/4"	52x2	033-2038S	020-2038S	034-2038S	035-2038S

INSERTS VARIOUS METRIC / JIS / N2 / CO2

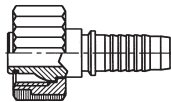
Swage couplings for hydraulic hoses with 1 and 2 layers steel reinforcement. Covers 1SN, 2SN and 2SC.



Hose Dim.	Thread	JIS/KOMATSU BSP Swivel	JIS/ KOMATSU BSP Swivel 90°
1/4"	1/4"	067-0404	069-0404
3/8"	3/8"	067-0606	069-0606
1/2"	1/2"	067-0808	069-0808
3/4"	3/4"	067-1212	069-1212
1"	1"	067-1616	069-1616



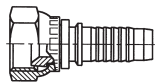
Hose Dim.	Thread	Metric Banjo	Metric Banjo Bolt
1/4"	12x1.5	081-0412	083-12
1/4"	14x1.5	081-0414	083-14
3/8"	14x1.5	081-0614	083-14
3/8"	16x1.5	081-0616	083-16
1/2"	18x1.5	081-0818	083-18
5/8"	22x1.5	081-1022	083-22
3/4"	26x1.5	081-1226	083-26



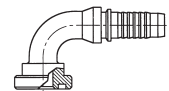
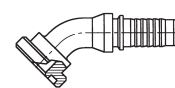
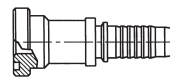
Hose Dim.	Thread	Washer Fitting
1/4"	22x1.5	032-0422
3/8"	22x1.5	032-0622



Hose Dim.	Thread	Nitrogen Swivel	CO2 Swivel
1/4"	N2/CO2	N2-04	CO2-04
3/8"	N2/CO2	N2-06	CO2-06
1/2"	N2/CO2	N2-08	CO2-08



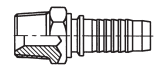
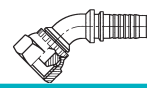
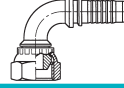
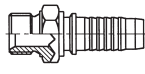
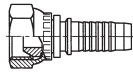
Hose Dim.	Thread	JIS Metric Swivel
1/4"	14x1.5	066-0414
3/8"	18x1.5	066-0618
1/2"	22x1.5	066-0822
1/2"	24x1.5	066-0824
5/8"	24x1.5	066-1024
3/4"	30x1.5	066-1230
1"	33x1.5	066-1633



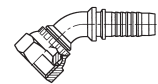
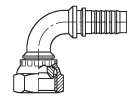
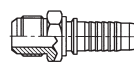
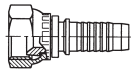
Hose Dim.	Flange O.D.	JIS/KOMATSU Flange Straight	JIS/KOMATSU Flange 45°	JIS/KOMATSU Flange 90°
5/8"	34.2	063-1010	064-1010	065-1010

INSERTS 4SP SERIES

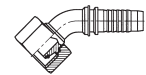
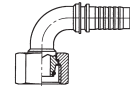
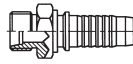
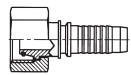
Swage couplings for hydraulic hoses with 4 layers steel reinforcement. Covers EN 856 4SP
For dimensions over 5/8", use 4SH interlock series fittings. N.B! Both inner and outer skive for dimensions over 5/8".



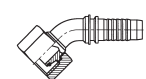
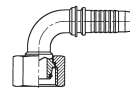
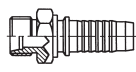
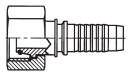
Hose Dim.	Thread	BSP Swivel	BSP Solid	BSP Swivel 90°	BSP Swivel 45°	NPT Solid
3/8"	3/8"	1001-0606	1002-0606	1003-0606	1004-0606	1040-0606
3/8"	1/2"	1001-0608	1002-0608	1003-0608	1004-0608	1040-0608
1/2"	1/2"	1001-0808	1002-0808	1003-0808	1004-0808	1040-0808
1/2"	5/8"	1001-0810	1002-0810	1003-0810	1004-0810	1040-0810



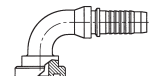
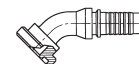
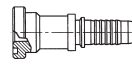
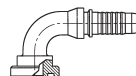
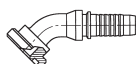
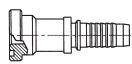
Hose Dim.	Thread	JIC Swivel	JIC Solid	JIC Swivel 90°	JIC Swivel 45°
3/8"	9/16-18	1013-0606	1014-0606	1016-0606	1017-0606
3/8"	3/4-16	1013-0608	1014-0608	1016-0608	1017-0608
1/2"	3/4-16	1013-0808	1014-0808	1016-0808	1017-0808
1/2"	7/8-14	1013-0810	1014-0810	1016-0810	1017-0810



Hose Dim.	Thread	Metric Swivel Light Series	Metric Solid Light Series	Metric Swivel 90° Light Series	Metric Swivel 45° Light Series
3/8"	18x1.5	1033-0612L	1020-0612L	1034-0612L	1035-0612L
1/2"	22x1.5	1033-0815L	1020-0815L	1034-0815L	1035-0815L



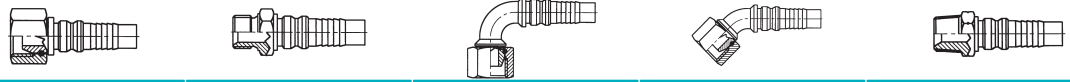
Hose Dim.	Thread	Metric Swivel Strong Series	Metric Solid Strong Series	Metric Swivel 90° Strong Series	Metric Swivel 45° Strong Series
3/8"	20x1.5	1033-0612S	1020-0612S	1034-0612S	1035-0612S
3/8"	22x1.5	1033-0614S	1020-0614S	1034-0614S	1035-0614S
1/2"	24x1.5	1033-0816S	1020-0816S	1034-0816S	1035-0816S
5/8"	30x2	1033-1020S	1020-1020S	1034-1020S	1035-1020S
3/4"	36x2	1033-1225S	1020-1225S	1034-1225S	1035-1225S
1"	42x2	1033-1630S	1020-1630S	1034-1630S	1035-1630S



Hose Dim.	Flange Dim.	3000 Straight	3000 Flange 45°	3000 Flange 90°	6000 Straight	6000 Flange 45°	6000 Flange 90°
1/2"	1/2"	1043-0808	1048-0808	1044-0808	1063-0808	1068-0808	1064-0808
1/2"	3/4"	1043-0812	1048-0812	1044-0812	1063-0812	1068-0812	1064-0812

INSERTS 4SP/4SH INTERLOCK SERIES

Swage couplings Interlock for hydraulic hoses with 4 layers steel reinforcement.
Covers EN 856 4SP (SAE100R10) over 1" and EN 856 4SH



Hose Dim.	Thread	BSP Swivel	BSP Solid	BSP Swivel 90°	BSP Swivel 45°	NPT Solid
5/8"	5/8"	1101-1010	1102-1010	1103-1010	1104-1010	1140-1010
5/8"	3/4"	1101-1012	1102-1012	1103-1012	1104-1012	1140-1012
3/4"	3/4"	1101-1212	1102-1212	1103-1212	1104-1212	1140-1212
3/4"	1"	1101-1216	1102-1216	1103-1216	1104-1216	1140-1216
1"	1"	1101-1616	1102-1616	1103-1616	1104-1616	1140-1616
1.1/4"	1.1/4"	1101-2020	1102-2020	1103-2020	1104-2020	1140-2020
1.1/2"	1.1/2"	1101-2424	1102-2424	1103-2424	1104-2424	1140-2424
2"	2"	1101-3232	1102-3232	1103-3232	1104-3232	1140-3232



Hose Dim.	Thread	JIC Swivel	JIC Solid	JIC Swivel 90°	JIC Swivel 45°
5/8"	7/8-14	1113-1010	1114-1010	1116-1010	1117-1010
5/8"	1.1/16-12	1113-1012	1114-1012	1116-1012	1117-1012
3/4"	1.1/16-12	1113-1212	1114-1212	1116-1212	1117-1212
3/4"	1.5/16-12	1113-1216	1114-1216	1116-1216	1117-1216
1"	1.5/16-12	1113-1616	1114-1616	1116-1616	1117-1616
1"	1.5/8-12	1113-1620		1116-1620	
1.1/4"	1.5/8-12	1113-2020	1114-2020	1116-2020	1117-2020
1.1/4"	1.7/8-12	1113-2024	1114-2024	1116-2024	
1.1/2"	1.7/8-12	1113-2424	1114-2424	1116-2424	1117-2424
2"	2.1/2-12	1113-3232	1114-3232	1116-3232	1117-3232



Hose Dim.	Thread	Metric Swivel Light Series	Metric Solid Light Series	Metric Swivel 90° Light Series	Metric Swivel 45° Light Series
3/4"	30x2	1133-1222L	1120-1222L	1134-1222L	1135-1222L
1"	36x2	1133-1628L	1120-1628L	1134-1628L	1135-1628L
1.1/4"	45x2	1133-2035L	1120-2035L	1134-2035L	1135-2035L
1.1/4"	52x2	1133-2442L	1120-2442L	1134-2442L	1135-2442L



Hose Dim.	Thread	Metric Swivel Strong Series	Metric Solid Strong Series	Metric Swivel 90° Strong Series	Metric Swivel 45° Strong Series
5/8"	30x2	1133-1020S	1120-1020S	1134-1020S	1135-1020S
3/4"	36x2.0	1133-1225S	1120-1225S	1134-1225S	1135-1225S
3/4"	42x2.0	1133-1230S	1120-1230S	1134-1230S	1135-1230S
1"	36x2.0	1133-1625S	1120-1625S	1134-1625S	1135-1625S
1"	42x2.0	1133-1630S	1120-1630S	1134-1630S	1135-1630S
1.1/4"	52x2.0	1133-2038S	1120-2038S	1134-2038S	1135-2038S
1.1/2"	52x2.0	1133-2438S	1120-2438S	1134-2038S	1135-2438S

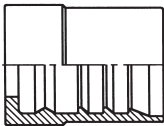
INSERTS 4SH INTERLOCK SERIES / BLASTOPAK

Swage couplings Interlock for hydraulic hoses with 4 layers steel reinforcement.
Covers EN 856 4SP (SAE100R10) over 1" and EN 856 4SH

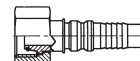
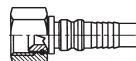


Hose Dim.	Flange Dim.	3000 Straight	3000 Flange 45°	3000 Flange 90°	6000 Straight	6000 Flange 45°	6000 Flange 90°
5/8"	3/4"	1143-1012	1148-1012	1144-1012	1163-1012	1168-1012	1164-1012
1/2"	1/2"	1143-0808	1148-0808	1144-0808	1163-0808	1168-0808	1164-0808
1/2"	3/4"	1143-0812	1148-0812	1144-0812	1163-0812	1168-0812	1164-0812
5/8"	3/4"	1143-1012	1148-1012	1144-1012	1163-1012	1168-1012	1164-1012
3/4"	3/4"	1143-1212	1148-1212	1144-1212	1163-1212	1168-1212	1164-1212
3/4"	1"	1143-1216	1148-1216	1144-1216	1163-1216	1168-1216	1164-1216
1"	1"	1143-1616	1148-1616	1144-1616	1163-1616	1168-1616	1164-1616
1"	1 1/4"	1143-1620	1148-1620	1144-1620	1163-1620	1168-1620	1164-1620
1 1/4"	1 1/4"	1143-2020	1148-2020	1144-2020	1163-2020	1168-2020	1164-2020
1 1/4"	1 1/2"	1143-2024	1148-2024	1144-2024	1163-2024	1168-2024	1164-2024
1 1/2"	1 1/2"	1143-2424	1148-2424	1144-2424	1163-2424	1168-2424	1164-2424
1 1/2"	2"	1143-2432	1148-2432	1144-2432	1163-2432	1168-2432	1164-2432
2"	2"	1143-3232	1148-3232	1144-3232	1163-3232	1168-3232	1164-3232

Swage couplings WB Series for Blastopak (BPK).



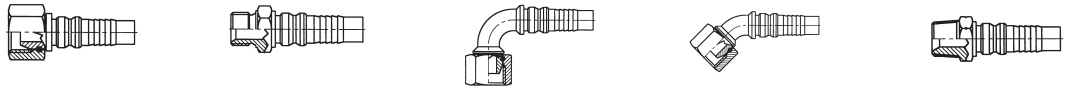
Hose Dim.	BPK in-/outside Skive
1/4"	100WB-4
3/8"	100WB-6
1/2"	100WB-8
3/4"	100WB-12
1"	100WB-16



Hose Dim.	NPT	Thread	BSP Swivel	Thread	Metric Swivel	Thread
1/4"	K01WB-4-4	1/4-18	K92WB-4-4	1/4-19	KC9WB-10-4	18x1.5
1/4"	K01WB-6-4	3/8-18				
3/8"	K01WB-6-6	3/8-18	K92WB-6-6	3/8-19	KC9WB-14-6	22x1.5
1/2"	K01WB-8-8	1/2-14	K92WB-8-8	1/2-14	KC9WB-16-8	24x1.5
3/4"	K01WB-12-12	3/4-14			KC9WB-25-12	36x1.5
1"	K01WB-16-16	1-1 1/2			KC9WB-30-16	42x1.5

INSERTS R15 INTERLOCK SERIES

Swage couplings for hydraulic hoses with 6 layers steel reinforcement. Covers ISO 3862-1 type R15



Hose Dim.	Thread	BSP Swivel	BSP Solid	BSP Swivel 90°	BSP Swivel 45°	NPT Solid
3/4"	3/4"	1101-1212	1102-1212	1103-1212	1104-1212	1140-1212
3/4"	1"	1101-1216	1102-1216	1103-1216	1104-1216	1140-1216
1"	1"	1101-1616	1102-1616	1103-1616	1104-1616	1140-1616
1 1/4"	1 1/4"	1301-2020	1302-2020	1303-2020	1304-2020	1340-2020
1 1/2"	1 1/2"	1301-2424	1302-2424	1303-2424	1304-2424	1340-2424
2"	2"	1301-3232	1302-3232	1303-3232	1304-3232	1340-3232

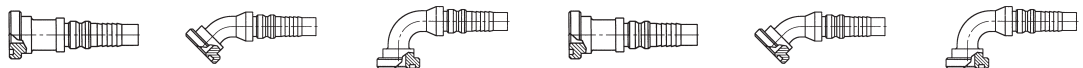


Hose Dim.	Thread	JIC Swivel	JIC Solid	JIC Swivel 90°	JIC Swivel 45°
3/4"	1.1/16-12	1113-1212	1114-1212	1116-1212	1117-1212
3/4"	1.5/16-12	1113-1216	1114-1216	1116-1216	1117-1216
1"	1.5/16-12	1113-1616	1114-1616	1116-1616	1117-1616
1"	1.5/8-12	1113-1620	1114-1620	1116-1620	1117-1620
1 1/4"	1.5/8-12	1313-2020	1314-2020	1316-2020	1317-2020
1 1/4"	1.7/8-12	1313-2024	-	-	-
1 1/2"	1.7/8-12	1313-2424	1314-2424	1316-2424	1317-2424
2"	2.1/2-12	1313-3232	1314-3232	1316-3232	1317-3232



Hose Dim.	Thread	Metric Swivel Light Series	Metric Solid Light Series	Metric Swivel 90° Light Series	Metric Swivel 45° Light Series
1 1/4"	45x2	1333-2035L	1320-2035L	1334-2035L	1335-2035L
1 1/2"	52x2	1333-2442L	1320-2442L	1334-2442L	1335-2442L

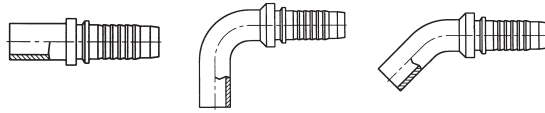
Hose Dim.	Thread	Metric Swivel Strong Series	Metric Solid Strong Series	Metric Swivel 90° Strong Series	Metric Swivel 45° Strong Series
3/4"	36x2,0	1133-1225S	1120-1225S	1134-1225S	1135-1225S
3/4"	42x2,0	1133-1230S	1120-1230S	1134-1230S	1135-1230S
1"	36x2,0	1133-1625S	1120-1625S	1134-1625S	1135-1625S
1"	42x2,0	1133-1630S	1120-1630S	1134-1630S	1135-1630S
1 1/4"	52x2,0	1333-2038S	1320-2038S	1334-2038S	1335-2038S
1 1/2"	52x2,0	1333-2438S	1320-2438S	1334-2038S	1335-2438S



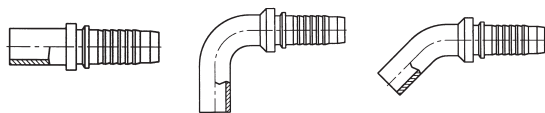
Hose Dim.	Flange Dim.	3000 Straight	3000 Flange 45°	3000 Flange 90°	6000 Straight	6000 Flange 45°	6000 Flange 90°
3/4"	3/4"	1143-1212	1148-1212	1144-1212	1163-1212	1168-1212	1164-1212
3/4"	1"	1143-1216	1148-1216	1144-1216	1163-1216	1168-1216	1164-1216
1"	1"	1143-1616	1148-1616	1144-1616	1163-1616	1168-1616	1164-1616
1"	1 1/4"	1143-1620	1148-1620	1144-1620	1163-1620	1168-1620	1164-1620
1 1/4"	1 1/4"	1343-2020	1348-2020	1344-2020	1363-2020	1368-2020	1364-2020
1 1/4"	1 1/2"	1343-2024	1348-2024	1344-2024	1363-2024	1368-2024	1364-2024
1 1/2"	1 1/2"	1343-2424	1348-2424	1344-2424	1363-2424	1368-2424	1364-2424
1 1/2"	2"	1343-2432	1348-2432	1344-2432	1363-2432	1368-2432	1364-2432
2"	2"	1343-3232	1348-3232	1344-3232	1363-3232	1368-3232	1364-3232

OTHER STAINLESS STEEL INSERTS 1SN - 2SN - 2SC - 4SP

Swage couplings stainless steel for hydraulic hoses with 1, 2 and 4 layers steel reinforcement.
Covers 1SN, 2SN, 2SC and 4SP



Pipe O.D	Hose Dim.	Metric L/S Series Straight	Metric L/S Series 90°	Metric L/S Series 45°
6mm	1/4"	026-0406SS	027-0406SS	028-0406SS
8mm	1/4"	026-0408SS	027-0408SS	028-0408SS
10mm	1/4"	026-0410SS	027-0410SS	028-0410SS
12mm	1/4"	026-0412SS	027-0412SS	028-0412SS
10mm	3/8"	026-0610SS	027-0610SS	028-0610SS
12mm	3/8"	026-0612SS	027-0612SS	028-0612SS
14mm	3/8"	026-0614SS	027-0614SS	028-0614SS
15mm	3/8"	026-0615SS	027-0615SS	028-0615SS
12mm	1/2"	026-0812SS	027-0812SS	028-0812SS
14mm	1/2"	026-0814SS	027-0814SS	028-0814SS
15mm	1/2"	026-0815SS	027-0815SS	028-0815SS
16mm	1/2"	026-0816SS	027-0816SS	028-0816SS
18mm	1/2"	026-0818SS	027-0818SS	028-0818SS
18mm	5/8"	026-1018SS	027-1018SS	028-1018SS
20mm	5/8"	026-1020SS	027-1020SS	028-1020SS
22mm	5/8"	026-1022SS	027-1022SS	028-1022SS
20mm	3/4"	026-1220SS	027-1220SS	028-1220SS
22mm	3/4"	026-1222SS	027-1222SS	028-1222SS
25mm	3/4"	026-1225SS	027-1225SS	028-1225SS
25mm	1"	026-1625SS	027-1625SS	028-1625SS
28mm	1"	026-1628SS	027-1628SS	028-1628SS
30mm	1"	026-1630SS	027-1630SS	028-1630SS
38mm	1"	026-1638SS	027-1638SS	028-1638SS
30mm	1 1/4"	026-2030SS	027-2030SS	028-2030SS
35mm	1 1/4"	026-2035SS	027-2035SS	028-2035SS
38mm	1 1/4"	026-2038SS	027-2038SS	028-2038SS



Hose Dim.	Pipe O.D	Inches L/S Series Straight	Inches L/S Series 90°	Inches L/S Series 45°
1/4"	1/4"	026-0404TSS	027-0404TSS	028-0404TSS
1/4"	3/8"	026-0406TSS	027-0406TSS	028-0406TSS
3/8"	3/8"	026-0606TSS	027-0606TSS	028-0606TSS
3/8"	1/2"	026-0608TSS	027-0608TSS	028-0608TSS
1/2"	1/2"	026-0808TSS	027-0808TSS	028-0808TSS
5/8"	5/8"	026-1010TSS	027-1010TSS	028-1010TSS
3/4"	3/4"	026-1212TSS	027-1212TSS	028-1212TSS
1"	1"	026-1616TSS	027-1616TSS	028-1616TSS

We recommend the use of metric inserts instead of pipe sockets with nut and cone.

Only a limited range of inserts with pipe sockets in stock.

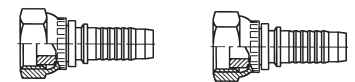
Stainless steel fittings are also available with:

A-lok track Add A before SS
Swagelok track Add S before SS
Gyrolok track Add G before SS

Example metric: 026-0610ASS

Example inch: 026-0608TASS

Crimping Chart available on demand.



Hose Dim.	Thread	Nitrogen Swivel	CO2 Swivel
1/4"	N2/CO2	N2-04SS	CO2-04SS
3/8"	N2/CO2	N2-06SS	CO2-06SS
1/2"	N2/CO2	N2-08SS	CO2-08SS