




# Group 17

## Hose Clamps



Page	Contents
2	Index
3	KDC ("King Double Clamp") Hose Clamps, Oetiker Clamps and Tools.
4	Heavy Duty Hose Clamps
5	Standard ABA Hose Clamps and Mini ABA Hose Clamps
6	Standard ABA Hose Clamps Assortment Racks and Cases
7	"Boss" Bolt Type, Safety Wire "Whipcheck" and Cable Sock "Chinese Finger"
8	Hose Clamp Band, Tru-seal Clamp for Exhaust Hoses
9	Flexible Couplings for Pipe Connections
10	Expansion Plugs - Drainlock

## Two-bolt Clamp Heavy Duty Double Bolt Clamps Type KDC (King Double Clamp)

Material quality: Rugged, plated malleable iron.

### EUROPEAN STANDARD DIN 20039 A



Part No.	Hose O.D. from-to mm
KDC-0029	20-29
KDC-0034	28-35
KDC-0040	32-40
KDC-0049	39-49
KDC-0060	48-60
KDC-0076	60-75
KDC-0094	77-94

### AMERICAN STANDARD



Part No.	Hose OD from-to mm	Torque Nm
KDC-0400	88-96	54
KDC-0431	96-103	54
KDC-0463	102-108	54
KDC-0525	108-125	81
KDC-0550	114-128	81
KDC-0600	130-144	81
KDC-0639	144-151	81
KDC-0675	151-165	81
KDC-0769	165-192	81
KDC-0818	195-208	169
KDC-0875	210-225	169
KDC-0988	227-239	169
KDC-1125	252-289	169
KDC-1275	300-330	169
KDC-1360	310-355	271
KDC-1450	335-381	271
KDC-1700	382-444	271

## Oetiker Hose Clamps

Standard: Cadmium-plated steel  
Stainless: AISI 304



Width mm	Standard Part No.	Stainless Part No.
3-5	910-0305	911-0305
5-7	910-0507	911-0507
7-9	910-0709	911-0709
9-11	910-0911	911-0911
11-13	910-1113	911-1113
13-15	910-1315	911-1315
15-18	910-1518	911-1518
17-20	910-1720	911-1720
20-23	910-2023	911-2023
23-27	910-2327	911-2327
27-31	910-2731	911-2731
31-34	910-3134	911-3134
34-37	910-3437	911-3437
37-40	910-3740	911-3740
40-43	910-4043	911-4043

## Oetiker Clamp Tool

Part No. 911



## HEAVY DUTY HOSE CLAMPS



Material quality: Standard range: Galvanized steel  
Stainless steel: AISI 316L

Type 20-1-2  
Bandwidth: 20mm  
Thickness: 1mm  
Bolts: 2 pcs. M6x45

Type 25-1-2  
Bandwidth: 25 mm  
Thickness: 1mm  
Bolts: 2 pcs. M8x60

Hose O.D. Width mm	Standard Part No.	Stainless Part No.	Hose O.D. Width mm	Standard Part No.	Stainless Part No.
30-40	PC-20040	PC-20040SS	180-195	PC-25190	PC-25190SS
40-50	PC-20050	PC-20050SS	190-205	PC-25200	PC-25200SS
45-55	PC-20055	PC-20055SS	200-215	PC-25210	PC-25210SS
50-60	PC-20060	PC-20060SS	210-225	PC-25220	PC-25220SS
55-65	PC-20065	PC-20065SS	220-235	PC-25230	PC-25230SS
60-70	PC-20070	PC-20070SS	230-245	PC-25240	PC-25240SS
65-75	PC-20075	PC-20075SS	240-255	PC-25250	PC-25250SS
70-80	PC-20080	PC-20080SS	250-265	PC-25260	PC-25260SS
75-85	PC-20085	PC-20085SS	260-275	PC-25270	PC-25270SS
80-90	PC-20090	PC-20090SS	270-285	PC-25280	PC-25280SS
85-95	PC-20095	PC-20095SS	280-295	PC-25290	PC-25290SS
90-100	PC-20100	PC-20100SS	290-305	PC-25300	PC-25300SS
95-105	PC-20105	PC-20105SS	305-315	PC-25315	PC-25315SS
100-110	PC-20110	PC-20110SS	310-325	PC-25320	PC-25320SS
105-115	PC-20115	PC-20115SS	340-355	PC-25350	PC-25350SS
110-120	PC-20120	PC-20120SS			
115-125	PC-20125	PC-20125SS			
120-130	PC-20130	PC-20130SS			
125-135	PC-20135	PC-20135SS			
130-140	PC-20140	PC-20140SS			
135-145	PC-20145	PC-20145SS			
140-150	PC-20150	PC-20150SS			
145-155	PC-20155	PC-20155SS			
150-160	PC-20160	PC-20160SS			
155-165	PC-20165	PC-20135SS			
160-170	PC-20170	PC-20170SS			
165-175	PC-20175	PC-20175SS			
170-180	PC-20180	PC-20180SS			

Hose OD Width mm	Maximum OD mm	Supplied Diameter mm	Part No. Original: 5001 Stainless: 5316
8-14	16.5	15	-008-14
11-17	19.5	18	-011-17
13-20	22.5	21	-013-20
15-24	27.0	25	-015-24
19-28	31.0	29	-019-28
22-32	35.5	33	-022-32
26-38	41.5	39	-026-38
32-44	48.0	45	-032-44
38-50	54.0	51	-038-50
44-56	60.0	57	-044-56
50-65	69.0	66	-050-65
58-75	79.0	76	-058-75
68-85	89.0	86	-068-85
77-95	99.0	96	-077-95
87-112	116.0	113	-087-112
104-138	142.0	139	-104-138
130-165	169.0	166	-130-165
150-180	184.0	181	-150-180
175-205	209.0	206	-175-205
200-231	235.0	223	-200-231
226-256	260.0	257	-266-256
251-282	286.0	283	-251-282
277-307	311.0	308	-277-307



## ABA ORIGINAL HOSE CLAMPS

**ABA Original:**  
All parts of carbon steel - Electro zinc-plated screw, aluzinc band and painted housing. Rolled-up band edges and a smooth band underside that protects the hose. The strong thread and clamps smooth inside protects the hose and provides a high and steady tightening.

**ABA Stainless:**  
All parts made of SS 2343 AISI 316 high tensile strength steel. Same construction as ABA Original.

Bandwidth ABA Original, stainless and stainless steel: 12 mm.

All screws have hexagonal head, 7 mm key width and a screwdriver slot.

### ABA Mini:

- Rolled-up bands that are gentle on hoses
- Band in one piece for smooth tightening
- The nut remains in the lug even if the screw is removed.
- The screw has a slotted hexagon and can be easily installed with the ABA's flexible screwdriver
- Swedish strip steel, galvanized and chromated

Bandwidth: 9 mm

Socket head: 7 mm hexagon

## HOSE CLAMPS ABA Mini



Hose Diameter mm	Min. OD mm	Supplied OD mm	Carbon Steel Part No. 6001	Stainless Part No. 6304
8	6	8.3	-08	-08
9	7	9.3	-09	-09
10	8	10.3	-10	-10
11	9	11.3	-11	-11
12	9	12.3	-12	-12
13	10	13.3	-13	-13
14	11	14.3	-14	-14
15	12	15.3	-15	-15
16	13	16.3	-16	-16
17	14	17.3	-17	-17

Recommended torque: 1,5 Nm

## ABA Flexible Screwdriver for Better Access

- Suitable for all ABA clamps with 7mm hexagon head, including the Mini
- The versatile, flexible shaft is a useful accessory
- Simple tool for obtaining the correct torque
- Double steel spiral - stable, can be bent to 90°
- Rust treated
- Well balanced, comfortable to hold and feels precise
- Length 250 mm. Part No. ABA - 15006
- Length 600 mm. Part No. ABA - 15007



# HOSE CLAMPS ABA ASSORTMENT

ON REQUEST

ABA ASSORTMENT

ABA Display Rack 244



ABA Display Rack 335



ABA Assortment 270



Part No.					
w/ Clamps, Carbon Steel		ABA-15010		ABA-15014	
w/ Clamps, Stainless		ABA-16010		ABA-16014	
w/o Clamps		ABA-15011		ABA-15015	
CLAMP SIZE		Pieces	Pieces	Pieces	
	8-14	12	30	50	
	11-17	12	30	50	
	13-20	12	45	50	
	15-24	24	34	25	
	19-28	12	24	25	
	22-32	12	12	20	
	26-38	12	12	15	
	32-44	12	12	15	
	38-50	12	12	10	
	44-56	12	12	10	
50-65	12	12	-		
<b>Total</b>	<b>244</b>	<b>335</b>	<b>270</b>		



Type	Pieces
08	15
09	15
10	30
11	10
12	30
13	10
14	05
15	05
	120

Screwdriver 250 mm

## ABA Assortment 120

Case with Mini ABA is only sold complete.

Part No. w/ clamps, Carbon steel ABA - 15013  
Part No. w/ clamps, Stainless steel ABA - 16012

## Port ABA 500 A storage and transport rack for ABA hose clamps



CONTAINS  
 75 ea ABA NOVA 8-14  
 100 ea ABA NOVA 11-17  
 100 ea ABA NOVA 13-20  
 100 ea ABA Original 15-24  
 30 ea ABA Original 19-28  
 25 ea ABA Original 22-32  
 25 ea ABA Original 26-38  
 20 ea ABA Original 32-44  
 15 ea ABA Original 38-50  
 10 ea ABA Original 44-56  
 = 500 ea  
 + 1 ea ABA Screwdriver 250 mm

Part No. Carbon Steel: ABA 15005  
Part No. Stainless Steel: ABA 16005

Consists of:  
 Frame of hard polyethylene.  
 Dimensions:  
 H 470 x W 360 x D 170 mm  
 Stable handle for transportation.  
 Dust cover of clear plastic, printed dimension values. Room for the ABA screwdriver (and other tools) as well as hooks for 6 other tools.  
 Weight complete, excluding packaging approx. 12 kg.

ON REQUEST

**"BOSS" BOLT TYPE**  
Applications: Air, water, steam, liquid gases etc.



"Air King"



"BOSS" 2 bolt type



"BOSS"  
4 bolt type  
\* 4 claws

Hose I.D.	Hose OD mm	Malleable iron			Brass		
		Type	Part No.	Torque Nm	Type	Part No.	Torque Nm
3/4"	28.6-33.3	A9	RS-12S	16			
1"	38-46	A14	RS-16S	28			
1/4"	14-17	BD	RS-04S	8			
3/8"	17-22	CD	RS-06S	8			
1/2"	23-28	B4	RS-08S	16	BB4	RS-08SBZ	14
1/2"	27-31	B5	RS-08V	16			
3/4"	30-34	BU9	RS-12V	28	BBU9	RS-12VBZ	24
3/4"	33-38	B9	RS-12X	28	BB9	RS-12XBZ	24
1"	36-40	156	VS-16S	28			
1"	38-43	BU14	VS-16V	28	BBU14	VS-16VBZ	24
1"	43-49	B14	VS-16X	28	BB14	VS-16XBZ	24
1 1/4"	49-54	B15	VS-20S	28			
1 1/4"	54-60	B19	VS-20V	54	BB19	VS-20VBZ	38
1 1/2"	55-60	BU24	VS-24S	54	BBU24	VS-24SBZ	38
1 1/2"	60-65	B24	VS-24V	54			
1 1/2"	65-70	B25	VS-24X	54			
2"	63-71	BU29	VS-32S	81	BBU29	VS-32SBZ	54
2"	70-78	B29	VS-32V	81	BB29	VS-32VBZ	54
2 1/2"	78-90	350*	VS-40S	81			
2 1/2"	90-95	375*	VS-40V	81			
3"	97-104	B35	VS-48-S	203			
3"	101-106	418*	VS-48V	271			
3"	103-112	B39	VS-48X	271			


## SAFETY EQUIPMENT

### Chinese Finger - Cable Socks

Cable socks manufactured from high tensile galvanized steel. A unique product to offer a safe working practice in order to avoid accidents.



### WHIPCHECK - Safety Wire



Cable Diameter mm	Length mm	Actual Break kg	Standard Sock Part No.	Sock for Sewing Part No.
7-3	305	500	DE-1	DESL-1
13-20	430	1000	DE-2	DESL-2
20-26	480	1000	DE-3	DESL-3
26-39	590	2500	DE-4	DESL-4
39-51	710	2500	DE-5	DESL-5
51-64	840	3000	DE-6	DESL-6
64-89	915	3000	DE-7	DESL-7
89-117	915	2500	DE-8	DESL-8

Whipcheck safety wire for installation over coupling to prevent injury to personnel in case of accidental separation from coupling or clamp device.

Dim.	OD Wire mm	Galvanized Wire Part No.	Stainless Wire Part No.
1/2"-1 1/4"	3	WB-1	WB-1-SS
1 1/2"-3"	6	WB-2	WB-2-SS
4"	8		WB-3-SS



THE BAND-IT  
HOSE CLAMPING SYSTEM

THE BAND-IT BAND:

30,5 meters per roll  
Material quality: Stainless steel AISI 201


Width	Part No.	Thickness mm	Weight kg
1/4"	C202	0,51	0,9
3/8"	C203	0,63	1,6
1/2"	C204	0,76	2,4
5/8"	C205	0,76	3,0
3/4"	C206	0,76	3,6



THE BAND-IT BUCKLES

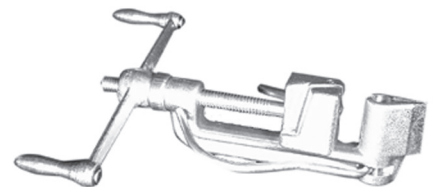
Material quality: Stainless steel AISI 201

Width	Part No.	Weight kg per box
1/4"	C252	0,1
3/8"	C253	0,4
1/2"	C254	1,0
5/8"	C255	1,1
3/4"	C256	1,7



THE BAND-IT TOOL

Material quality: Electro-plated iron  
On request




TRU-SEAL CLAMP

Stainless steel clamp for exhaust metallic hoses. Excellent in use with hose SSH Type 3040. A leakproof connection in combination with high temperatures.

For Hose	Part No.	For Hose	Part No.
2"	TSC-200	3 1/2"	TSC-350
2 1/4"	TSC-225	4"	TSC-400
2 1/2"	TSC-250	4 1/2"	TSC-450
2 3/4"	TSC-275	5"	TSC-500
3"	TSC-300	6"	TSC-600



FLEXIBLE COUPLINGS FOR PIPE CONNECTIONS



Technical data:

OD (mm)	OD from-to (mm)		Pressure Nom / Work (bar)	Dimensions					Torque Rate (Nm)	Dia. Bolts (mm)
				Dm (mm)	D (mm)	B (mm)	A (mm)	E (mm)		
48.3	47.8	48.8	16 / 30	100	67	25	61	5	15	M8
54	53.5	54.5	16 / 20	105	76	37	76	5-10	15	M8
57	56.4	57.6	16 / 18	105	76	37	76	5-10	15	M8
60.3	59.7	60.9	16 / 22	110	79	37	76	5-10	15	M8
76.1	75.3	76.9	16 / 31	142	98	41	95	5-10	20	M8
84	83.2	84.8	16 / 26	152	112	35	95	5-10	20	M8
88.9	88	89.8	16 / 22	157	111	41	95	5-10	20	M8
104	103	105	16 / 22	172	132	35	95	5-10	25	M8
108	106.9	109.1	16 / 21	172	130	41	95	5-10	25	M8
114.3	113.2	115.4	16 / 16	177	136	41	95	5-10	25	M8
129	127.7	130.3	16 / 19	195	153	54	110	5-10	40	M10
133	131.7	134.3	16 / 19	200	157	54	110	5-10	40	M10
139.7	138.3	141.1	16 / 16	210	164	54	110	5-10	40	M10
154	152.5	155.5	13 / 16	225	184	48	110	5-10	40	M10
159	157.4	160.6	13 / 16	225	183	54	110	5-10	40	M10
168.3	166.6	170	13 / 16	230	192	54	110	5-10	40	M10

OD = Outside pipe diameter  
E = Permissible distance between pipe ends

MATERIALS:

Casing: Stainless steel AISI 316 TI  
Locking bolts / screws: Stainless steel AISI 316 L

SEALING GASKET:

Ethylene-propylene (EPDM) for water, sewage water, air, powder, and certain chemicals. Temperature range: -20oC to +80oC  
Nirtile-butadiene (NBR) for oil, gas, fuels and other hydrocarbons. Temperature range: -20oC to +80oC  
VITON A for ozone, oxygen, acids, gases, oil and fuel. Temperature range: -20oC to +180oC

## DRAINLOCK Offshore Expansion Plugs

Drain Lock Offshore Expansion Plugs are applicable when modifying, cutting and repairs performed to a tubing or in a piping system. The plug perfectly seals off any liquid or gas without any spillage or pollution. Drain Lock Plugs are safe when pressure testing / leak testing in a piping system. Drain Lock Plugs are widely used by operators in both offshore and shipping industry.

Size	Range mm	Part No.
1 1/2"	35-55	DRAINLOCK-01
2"	50-72	DRAINLOCK-02
3"	72-100	DRAINLOCK-03
4"	95-118	DRAINLOCK-04
5"	120-150	DRAINLOCK-05
6"	145-185	DRAINLOCK-06
8"	200-250	DRAINLOCK-08
10"	250-300	DRAINLOCK-10
12"	300-350	DRAINLOCK-12

